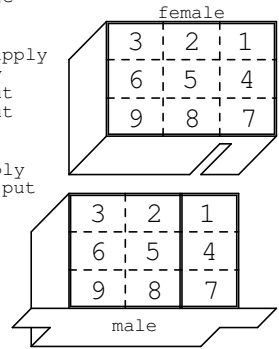


connectors

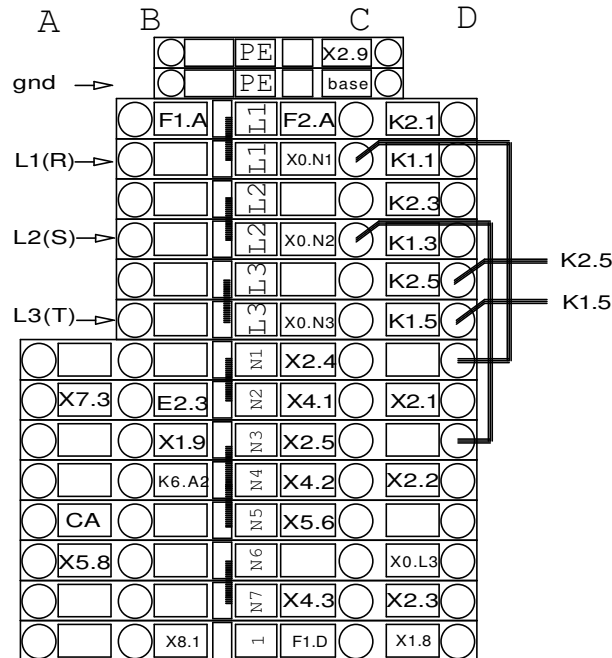
- | | | | |
|--|---|----------------------------------|---|
| X0 control unit, main terminal block | X10 air ventilation / base | XD1 connector canopy, tubes | E1 main control board, power supply/start |
| X1 control unit, ballast tubes / p.s. easy care | X11 air ventilation / feet | XD2 connector canopy, tubes | E2 main control board, air ventilation |
| X2 control unit, ballast tubes / p.s. music | X12 airconditioner | XD3 connector canopy, tubes | E3 main control board, relais output |
| X3 control unit, ballast facial tanner | X13 exhaust fan | XD4 connector canopy, tubes/deco | E4 main control board, remote start |
| X4 control unit, ballast facial tanner | X13A shoulder tanner | XD5 connector canopy, tubes | E5 main control board, error message |
| X5 control unit, deco/heat ret./shoulder tan./aqua | X14 condensate pump | XD6 canopy, tubes | E6 cpi adapter |
| X6 control unit, exhaust fan/air ventilation | X15 deco light base/air ventilation feet | XS1 connector back side, tubes | E7 music amplifier power supply |
| X7 control unit, airconditioner | X16 heat return thermostat | XS2 connector back side, tubes | E9 interface/audio switch power supply |
| X8 control unit, aqua cool/pure air | X16A heat return servo motor | XS3 back side, tubes | E10 relais board fresh, power supply |
| X9 control unit, timer | X17 deco light/air ventilation, thermo-canopy | XS4 connector back side, deco | E11 relais board fresh, relais output |
| | X18A compressor unit | XL1 connector base, tubes | E12 relais board fresh, relais output |
| | X18B liquid level sensor | XL2 connector base, tubes | E15 LED transformer / power supply |
| | X29 external timer | XL3 connector base, tubes | E19 speed control, exhaust fan |
| | X33 option pure air / power supply | XL4 base, tubes | E22 relais board aroma, power supply |
| | | | E23 relais board aroma, relais output |

HSU



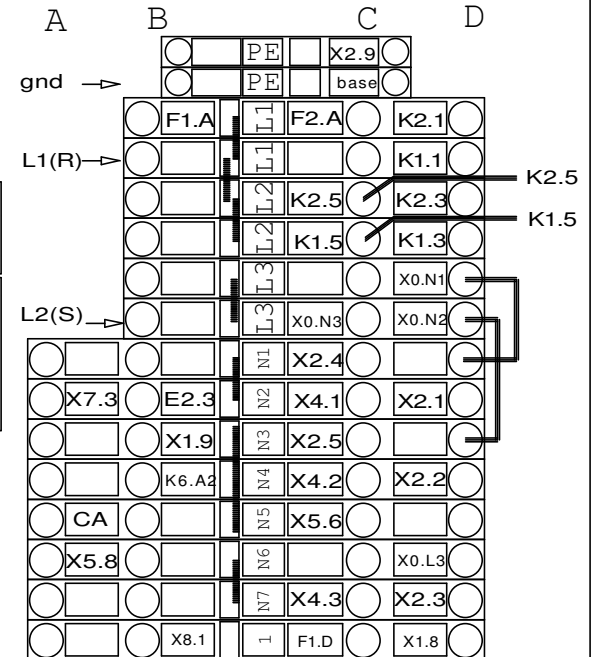
connection of the main power supply
3 x 220V / 3 ~ / 60Hz (AWG 6)

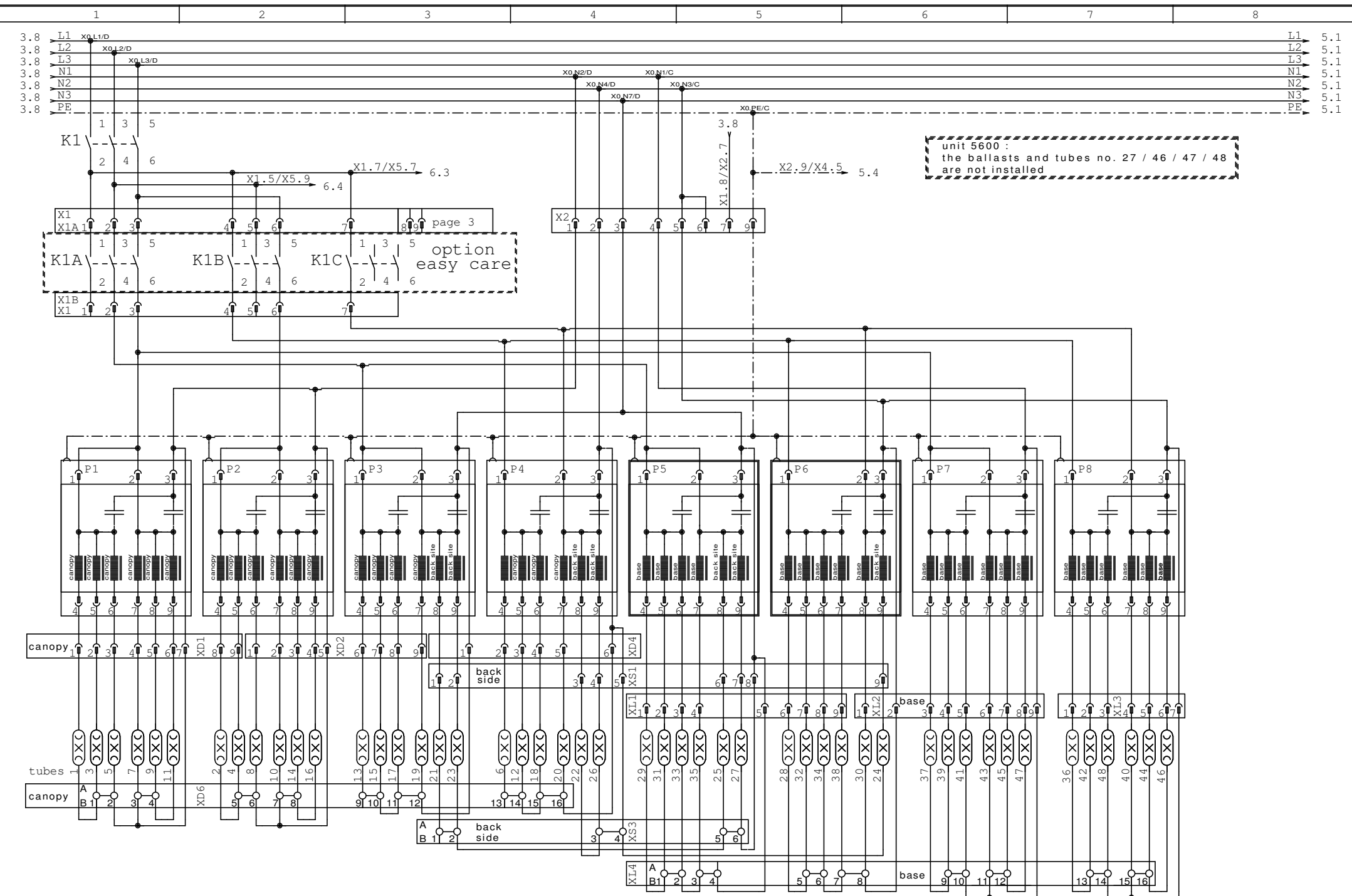
connection of the main power supply
2 x 220V / 2 ~ / 60Hz (AWG 4)



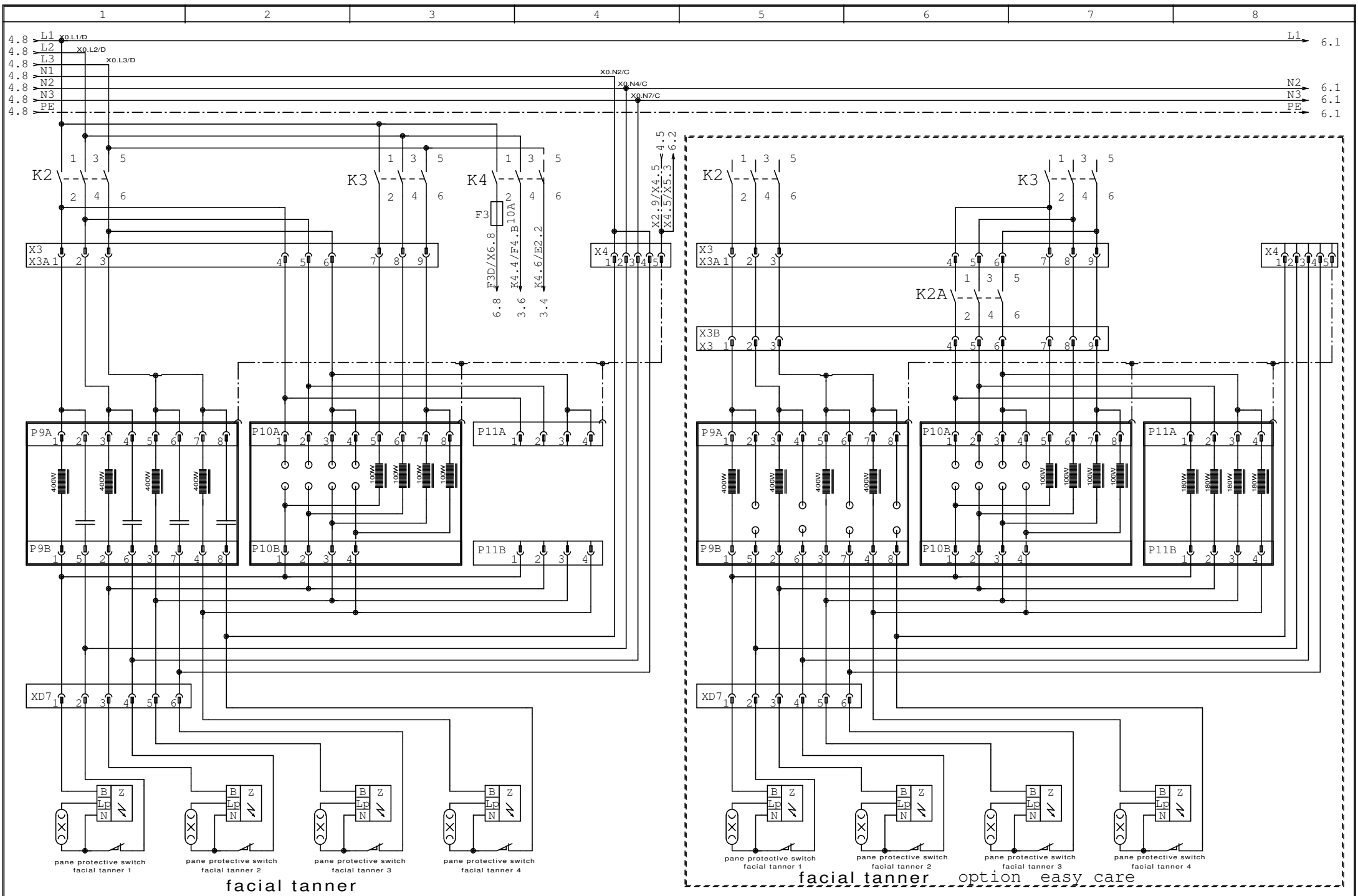
set jumper
from [X0.L1]to[X0.L2]
Wago item nr. 2016-402
KBL item nr. 3200453520

change connections
(K2.5) - from[X0.L3D]to[X0.L2C]
(X0.N1) - from[X0.L1C]to[X0.L3D]
(K1.5) - from[X0.L3D]to[X0.L2C]
(X0.N3) - from[X0.L2C]to[X0.L3D]





		Datum	19.12.06					= Änderungen vorbehalten		
		Bearb.	R. Schmidt							+
		Gepr.								page 4
Zust.	Änderung	Datum	Name	Norm	Urspr.	Ers.f.	Ers.d.	MS 5-6 USA ec_01/1006	von 10Bl.	



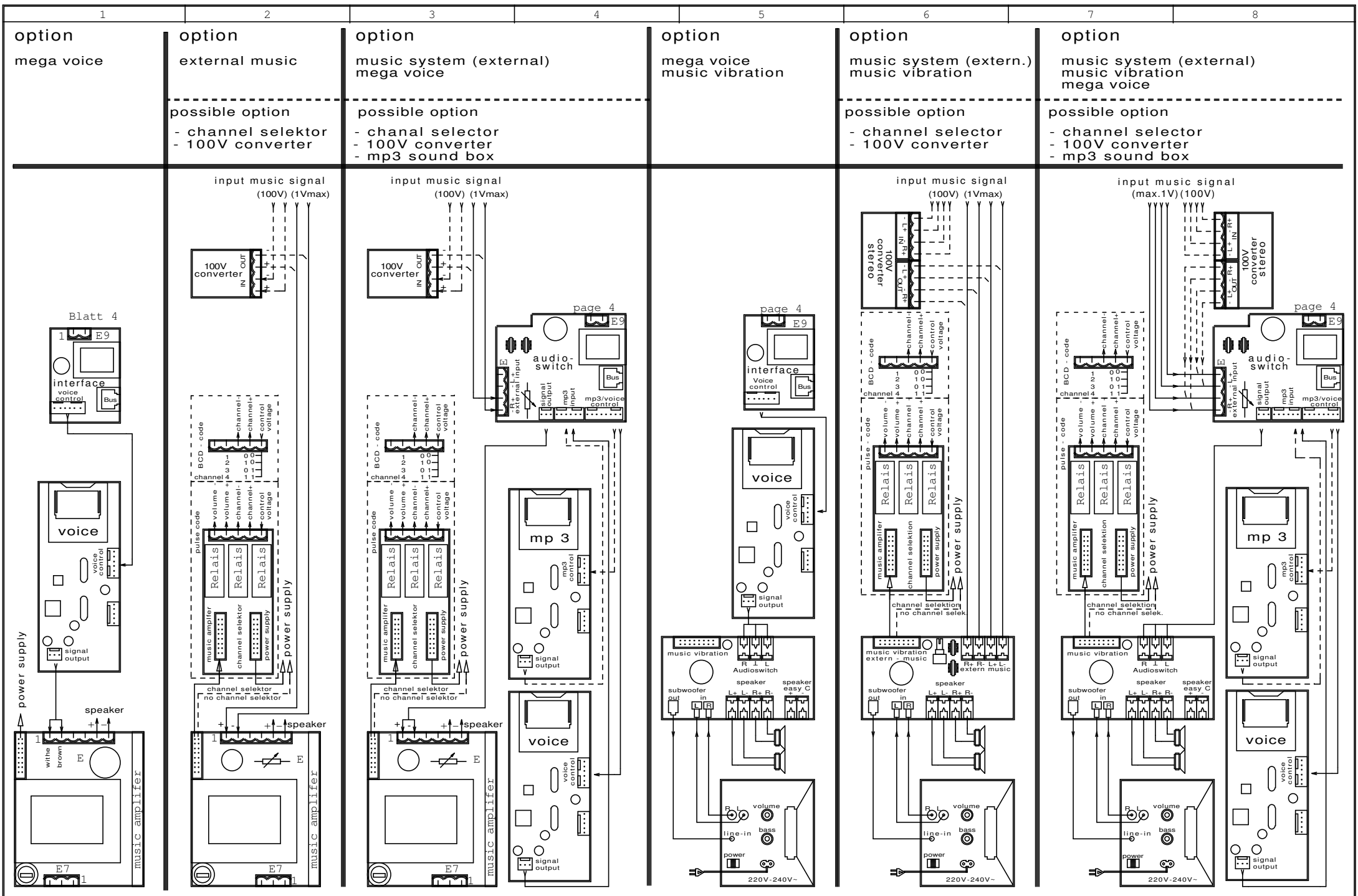
		Datum		19.12.06						= Änderungen vorbehalten	
		Bearb.		R.Schmidt						+	
		Gepr.									
Zust.	Änderung	Datum	Name	Norm	Urspr.	Ers.f.	Ers.d.	MS 5-6 USA ec		MS 5-6 USA ec_01/1006	
										page	5
										von 10Bl.	



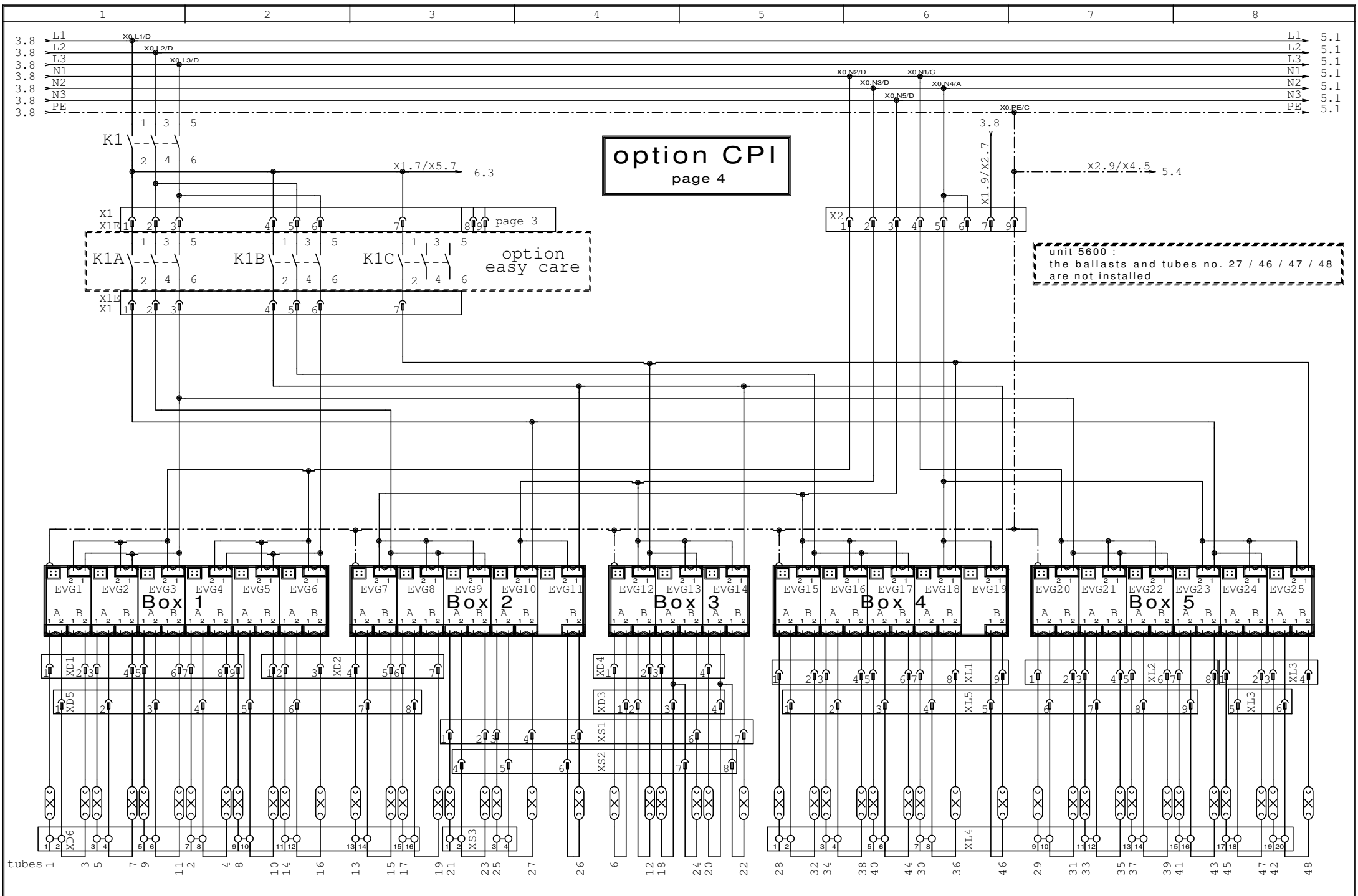
MS 5-6 USA ec

MS 5-6 USA ec_01/1006

page 5
von 10Bl.



		Datum 19.12.06						= Änderungen vorbehalten			
		Bearb. R.Schmidt								+	
		Gepr.								page 9	
Zust.	Änderung	Datum	Name	Norm	Urspr.	Ers.f.	Ers.d.	MS 5-6 USA ec		MS 5-6 USA ec_01/1006	page 9 von 10Bl.



option CPI
page 4

unit 5600 :
the ballasts and tubes no. 27 / 46 / 47 / 48
are not installed

		Datum	19.12.06				= Änderungen vorbehalten	
		Bearb.	R. Schmidt		MS 5-6 USA ec			+ page 10
		Gepr.						von 10Bl.
Zust.	Änderung	Datum	Name	Norm	Urspr.	Ers.f.	Ers.d.	MS 5-6 USA ec_01/1006